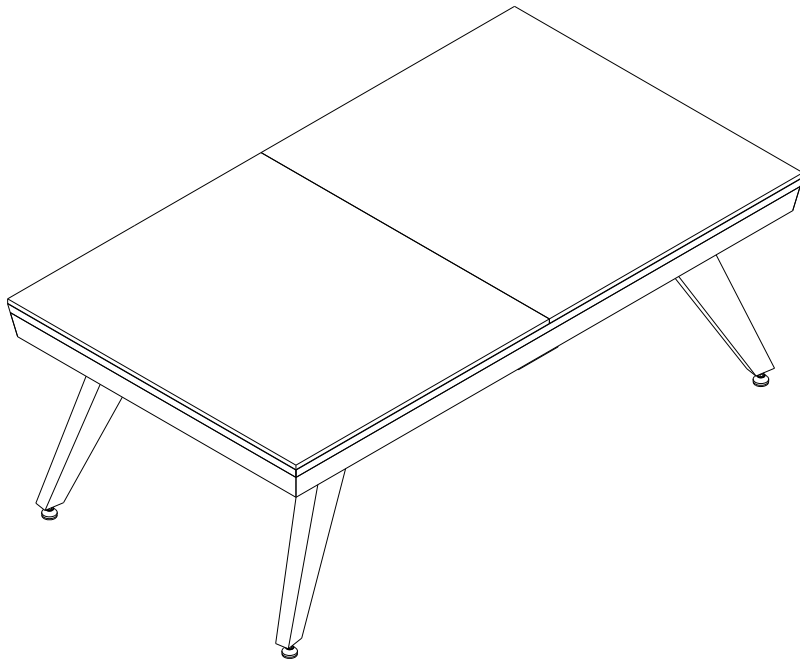



















# *HLD-P1*








## **HLD-P1 TABLE ASSEMBLY INSTRUCTIONS**


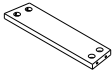
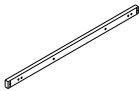
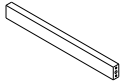
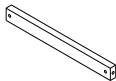

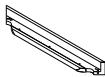
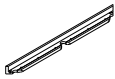






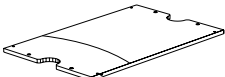

## REPLACEMENT PARTS LIST (HARDWARE)

PACKAGE	ITEM #	SAMPLE	DESCRIPTION	QTY.
LEG/BEAM	H1		STUD BOLT 5/16" X 3-1/2"(M8X88mm)	8
	H2		FLAT WASHER 5/16" I.D.	8
	H3		HEX NUT 5/16" I.D.	8
FRAME/CABINET	H4		HEX HEAD CROSS BOLT 3/8" X 2-3/8"(M10X60mm)	8
	H5		FLAT WASHER 3/8" I.D.	16
	H6		HEX NUT 3/8" I.D.	8
	H7		HEX BOLT 3/8" X 5-1/8"(M10X130mm)	8
	H8		FLAT WASHER 3/8" I.D.	8
	H9		NUT 3/8" I.D.	8
	H10		HEX HEAD CROSS BOLT 5/16" X 2-3/8"(M8X60mm)	8
	H11		FLAT WASHER 5/16" I.D.	8
	RAIL/POCKET/SLATE	H12		FLAT HEAD SCREW 12# X 2-5/32"(M5X55mm)
H13			STUD BOLT 5/16" X 3-1/2"(M8X88mm)	4
H14			FLAT WASHER 5/16" I.D.	8
H15			HEX NUT 5/16" I.D.	8
H16			HEX HEAD CROSS BOLT 5/16" X 1"(M8X25mm)	16
H17			FLAT WASHER 5/16" I.D.	16

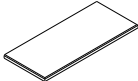


## REPLACEMENT PARTS LIST (HARDWARE)

PACKAGE	ITEM #	SAMPLE	DESCRIPTION	QTY.
RAIL/POCKET/SLATE	H18		HEX HEAD CROSS BOLT 3/8" X 1-3/4"(M10X45mm)	18
	H19		DOME WASHER 3/8" I.D.	18
	H20		FLAT HEAD SCREW 5# X 1/2"(M3X12mm)	22
	H21		HEX HEAD CROSS BOLT 5/16" X 1"(M8X25mm)	24
	H22		FLAT WASHER 5/16" I.D.	24

## REPLACEMENT PARTS LIST

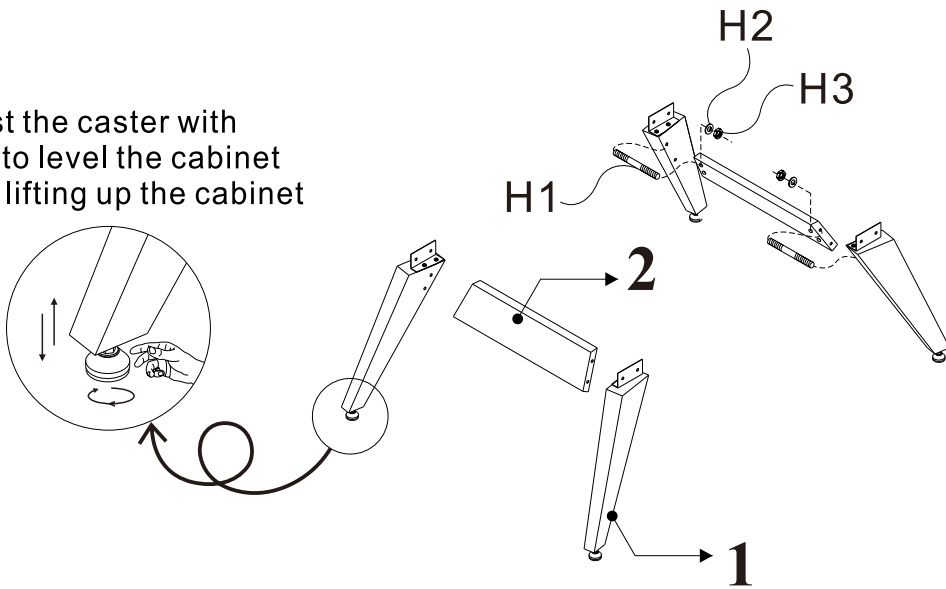
PACKAGE	ITEM #	SAMPLE	DESCRIPTION	QTY.
LEG	1		LEG	4
	2		LEG BEAM	2
FRAME(PANEL)/BEAM	3		SIDE CABINET	2
	4		END CABINET	2
	5		MIDDLE CABINET	2
	6		WOODEN BLOCK 300mm	4
TOP RAIL	7		TOP RAIL END	2
	8		TOP RAIL SIDE	2
	9		APRON JOINT CORNER BLOCK	4
POCKET	10		SIDE POCKET	2
	11		CORNER POCKET	4
	12		WOOD SIDE POCKET	2
	13		WOOD CORNER POCKET	4
SLATE	14		SLATE (LEFT)	1
	15		SLATE (CENTER)	1
	16		SLATE (RIGHT)	1

# REPLACEMENT PARTS LIST

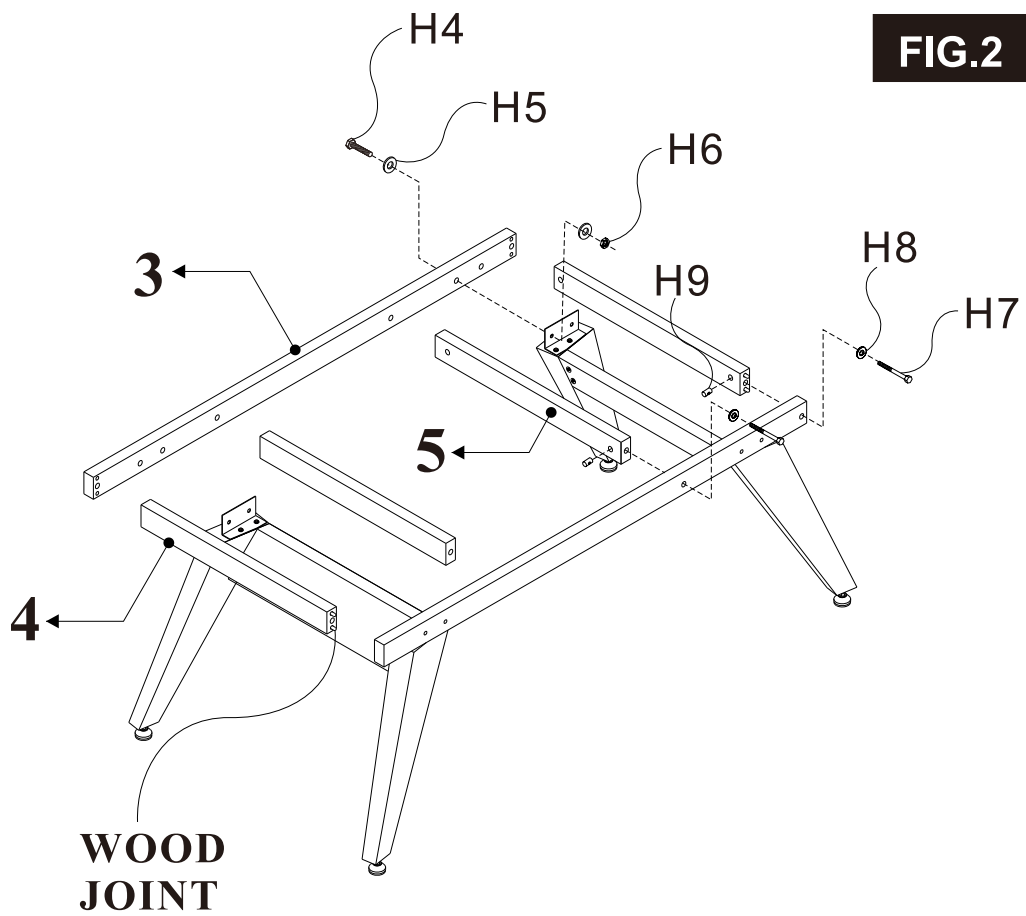
PACKAGE	ITEM #	SAMPLE	DESCRIPTION	QTY.
DINING TOP	17		DINING TOP	2
	18		CLOTH	1
	19		BISCUIT BOTTLE	4

**FIG.1**

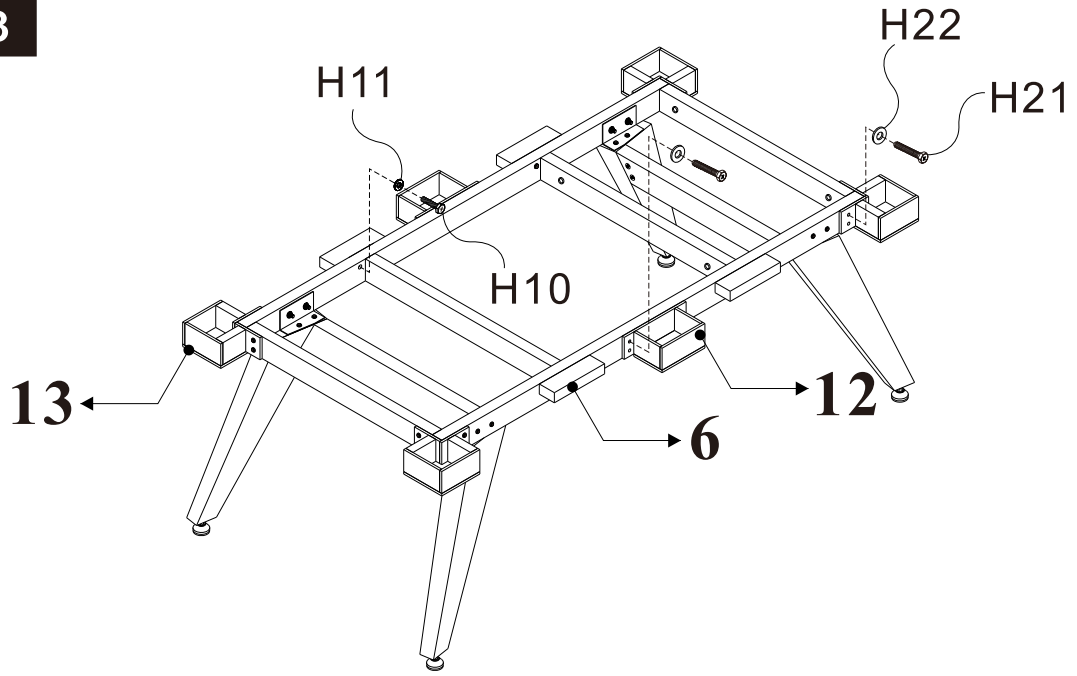
Adjust the caster with hand to level the cabinet while lifting up the cabinet



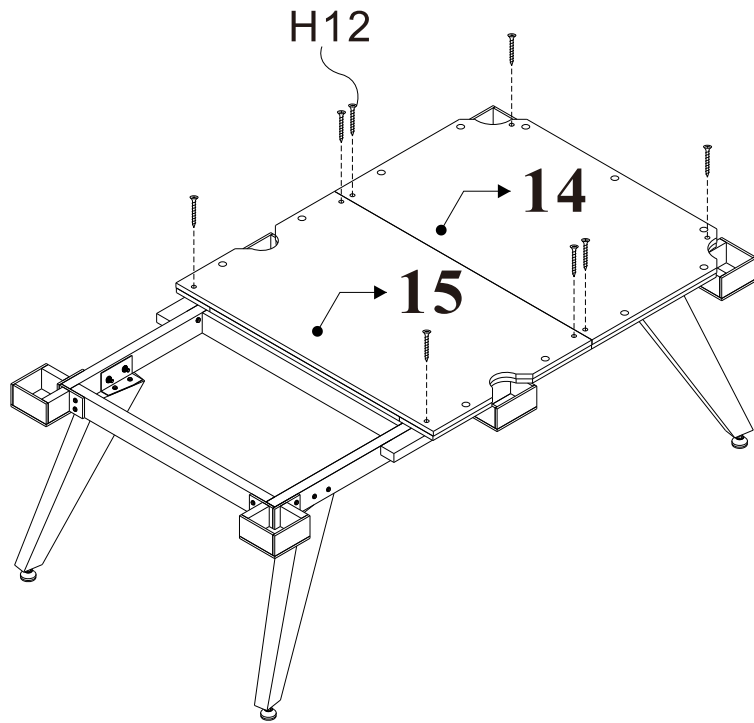
**FIG.2**



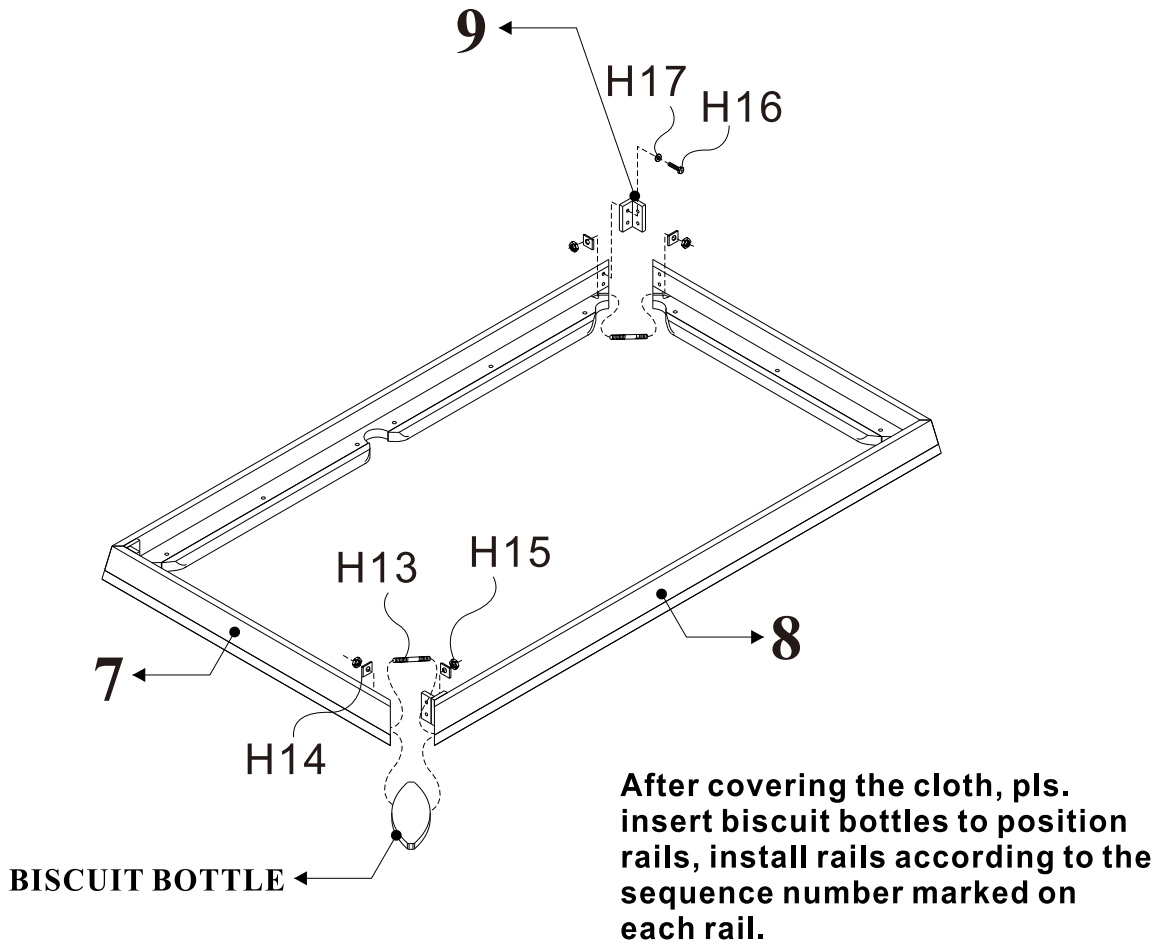
**FIG.3**



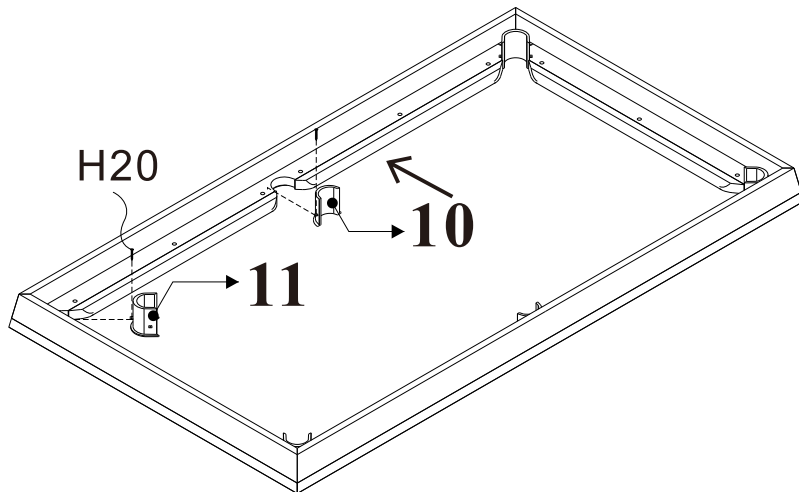
**FIG.4**



**FIG.5**

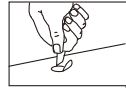


**FIG.6**

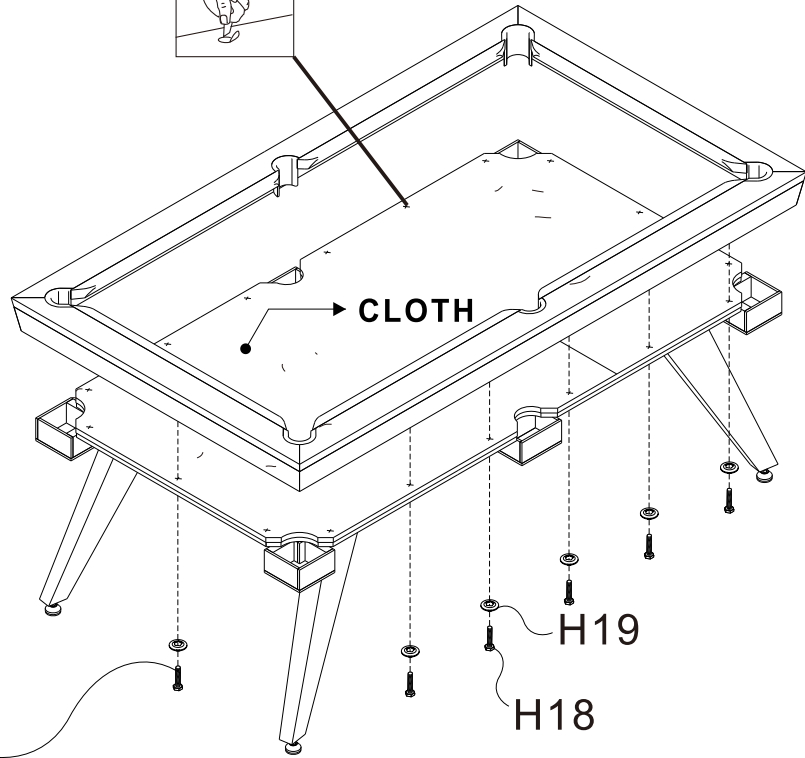




Cut holes in cloth at rail both locations.

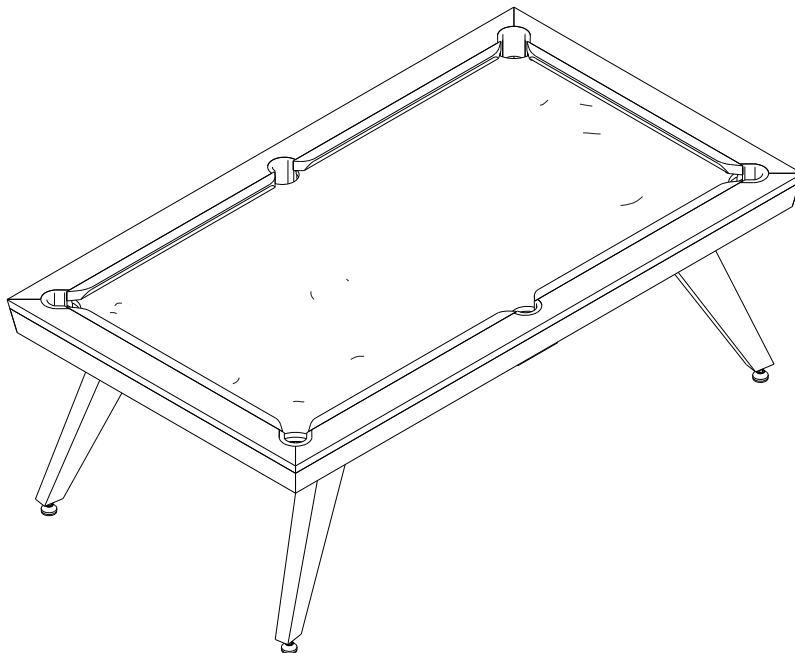


**FIG.7**

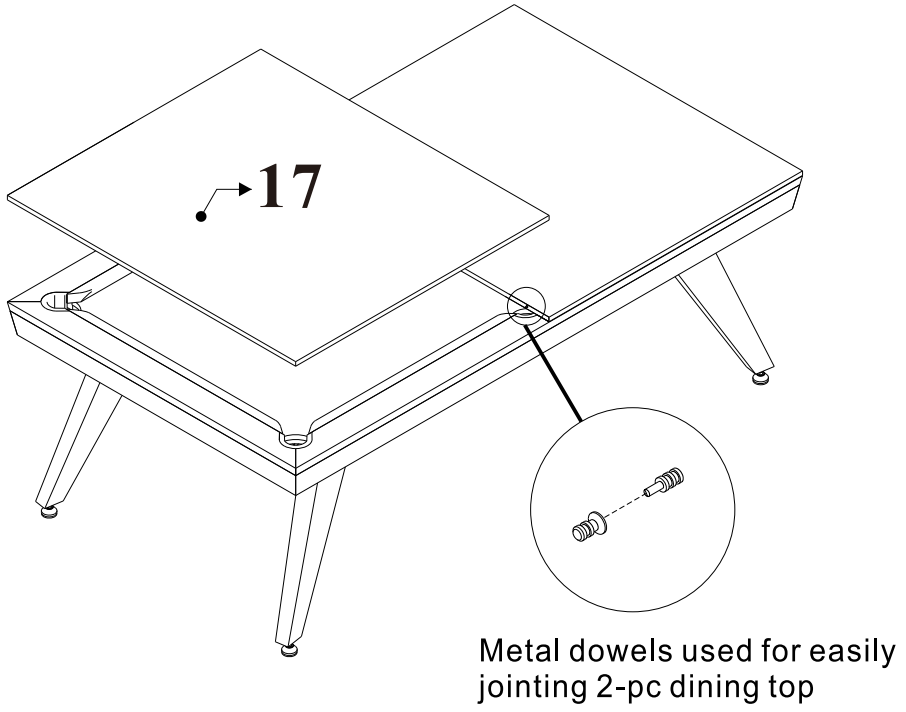


**No power tool**  
**Hand tighten only**

**FIG.8**



**FIG.9**



**Finish**

