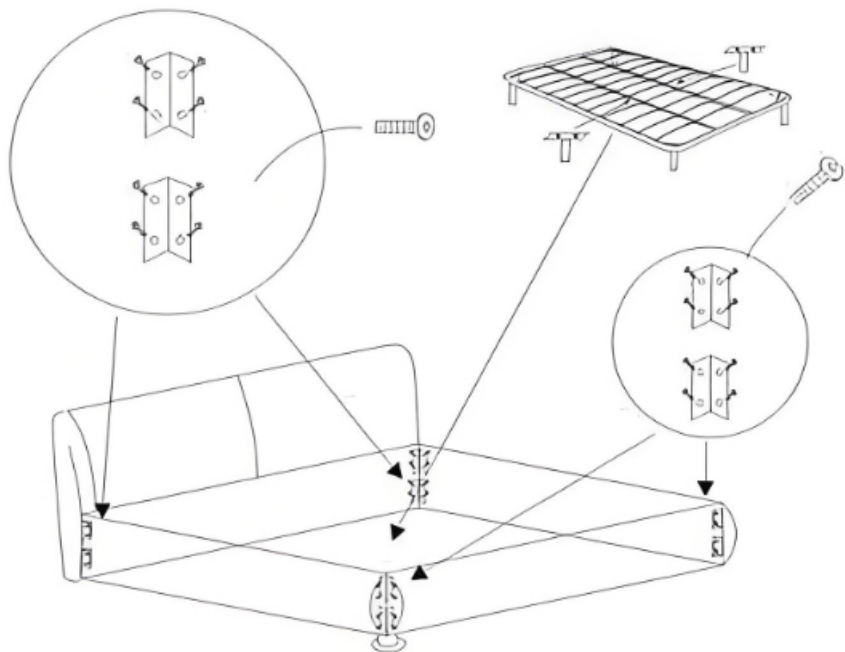










Frame Bed General Assembly Instructions

This installation guide is a general reference only. There may be slight differences in the actual assembly of the BED-TBTZTQ-150CM-RABT-PNK model. Please be aware of this.



Part Name/Quantity		Part Name/Quantity		Part Name/Quantity	
	32	Anti-slip Rubber Feet 	2		1
Hardware Legs	4				1
Small Angle Brackets 	8	Side Leg of the Slatted Frame 		6	
Center Leg of the Slatted Frame 	2				

