

# **MASSAGE CHAIR**

**User Manual**





# Catalog

Security matters.....	03
Product structure and parameters.....	06
Remote control operation instructions.....	07
Instructions for the operation of the massage procedure.....	08
Installation steps / methods.....	09
Daily maintenance and troubleshooting.....	10

# Security matters

Please read all the instructions in detail before using this product  
In order to reduce the risk of fire, burns, electric shock or injury to others, follow the following instructions:

- 1) When no machine is used, please make sure that the electrical plug of the electrical server is removed from the socket. It is necessary to remove the plug from the socket in a timely manner without the use of the machine or the device / disassembly parts.
- 2) To avoid fire, electric shock or injury caused by overheating, do not place products under other covers such as pillows or blankets.
- 3) If the product is used or close to children, physical and mental handicapped and disabled, adult guardians should be supervised and directed.
- 4) Be sure to use this product in accordance with the purpose described in the manual. Do not use the spare parts recommended by the non manufacturer.
- 5) When the following condition occurs, please do not use this product: the power cord or the power hand plug is damaged, the operation is abnormal, the ground or other damage has been dropped, and the water has been dropped. Please send the product back to the maintenance service center for inspection and maintenance.
- 6) Do not drag the power cord to move the product, or use the power cord as a handle.
- 7) The power cord must be kept at a safe distance from the heated surface.
- 8) Do not operate the product under the condition of air outlet obstruction. Please keep the outlet smooth and avoid clogging with cotton dust and hair.
- 9) Do not insert or drop objects into any openings of the product.
- 10) Please do not use this product outside.
- 11) Please do not operate the product in the place of spray product or oxygen filled place.
- 12) Cut off the power supply. Please close all the operation control and remove the power plug from the socket.
- 13) Be sure to supervise and confirm that children do not use massage chairs as amusement equipment to ensure their safety.

## 1 、 Security matters

- Do not use massager in excessive humidity or dust dense environment, so as to avoid electric shock or machine failure.
- Do not use massages at room temperature above 40°C.
- Do not use the massager as near the electric heater, near the stove or under the direct sunlight.
- The massager is designed for personal use and is not suitable for any commercial purpose.

### Be careful

- The massager is limited to indoor use.
- If the massager is used in low chamber temperature, do not suddenly raise the temperature. It is recommended that the temperature be gradually adjusted to normal range before use.
- If the massager is moved from a cryogenic storage to a warm environment, it may affect the normal operation of the machine and even the failure of the machine because of the accumulation of water vapor in the machine parts.

### Safe use

- To ensure safe and proper use of massages, please read the operation manual carefully before using them.
- Do not use if the sheath of the massager has been damaged.
- To avoid reducing or injure the massage effect, do not use the massager or other electric appliances such as electric blanket.
- Do not use a massager within one hour after eating, so as not to cause any adverse effect. Do not use this product when your hands or other parts of the body are moist.

# Security matters

- Please do not insert anything or flammable goods into the massager. This can lead to electric shock, malfunction or fire.
- When using, do not cover the massager, so as not to cause too much trouble or fire.
- If your body feels any discomfort during the massage, please stop immediately.
- This product is not used for self diagnosis or treatment: if it is needed for diagnosis or treatment, it should be handled by professional medical personnel.
- If you are receiving medication or medical conditions, consult your doctor before using it. If you feel unwell or are pregnant, please do not use this product.
- When you are pregnant or in the physiological period, consult the doctor first and follow the doctor's advice.
- It is suggested that the time limit is 15~30 minutes. Before using it again, please confirm that the massager has been unpowered and stopped for more than 10 minutes. If continuous use for a long time, it may start overheating protection device, automatic power failure.
- People who are not sensitive to heat on surfaces of appliances must be noted when using them.



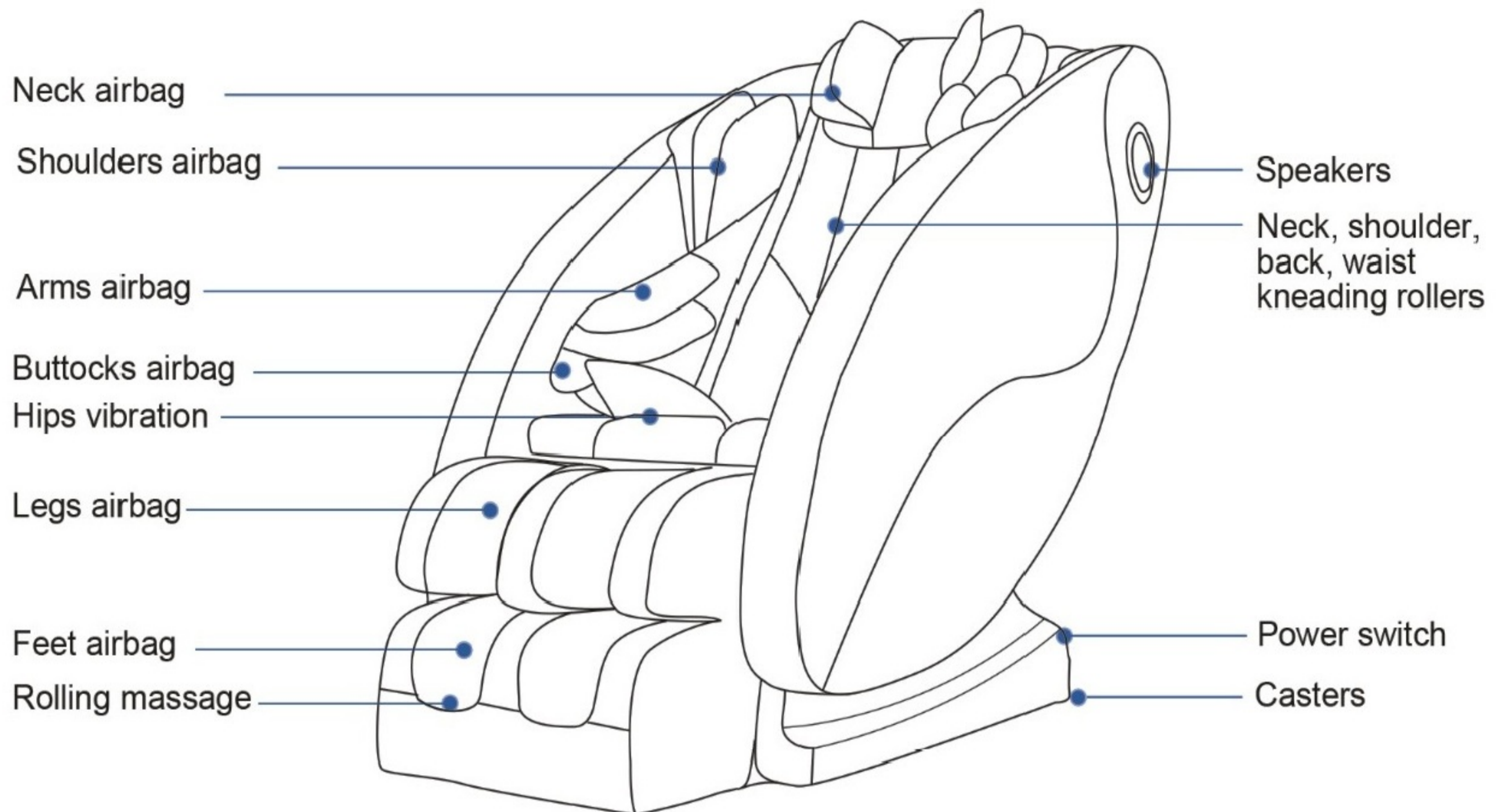
## Be careful

- Please avoid using a massager after drinking or in untimely use.
- Please do not directly massage the head, elbow, knee, chest, abdomen and so on.
- When inadvertently sprinkle or dump the liquid on the massager, please remove the power plug from the socket immediately. When the hands are wet, do not plug or remove the power plug.
- Please do not damage the power cord or operate the massager under the condition that the power cord is damaged. This may cause an accident of electric shock or machine failure.

If the following conditions occur, please turn off the switch immediately, cut off the power supply, and contact our company.

- Accidentally splashing water on the massager may cause electric shock.
- The cloth sleeve of the massager is damaged and the internal parts are exposed.
- If there is abnormal or severe pain during massage, please stop the massage immediately and seek medical advice.
- If you find any malfunction or abnormal condition during use, please stop using it immediately.
- In case of interruption in use, care should be taken to avoid injury to users due to sudden recovery of power.
- When thunder and lightning occur.

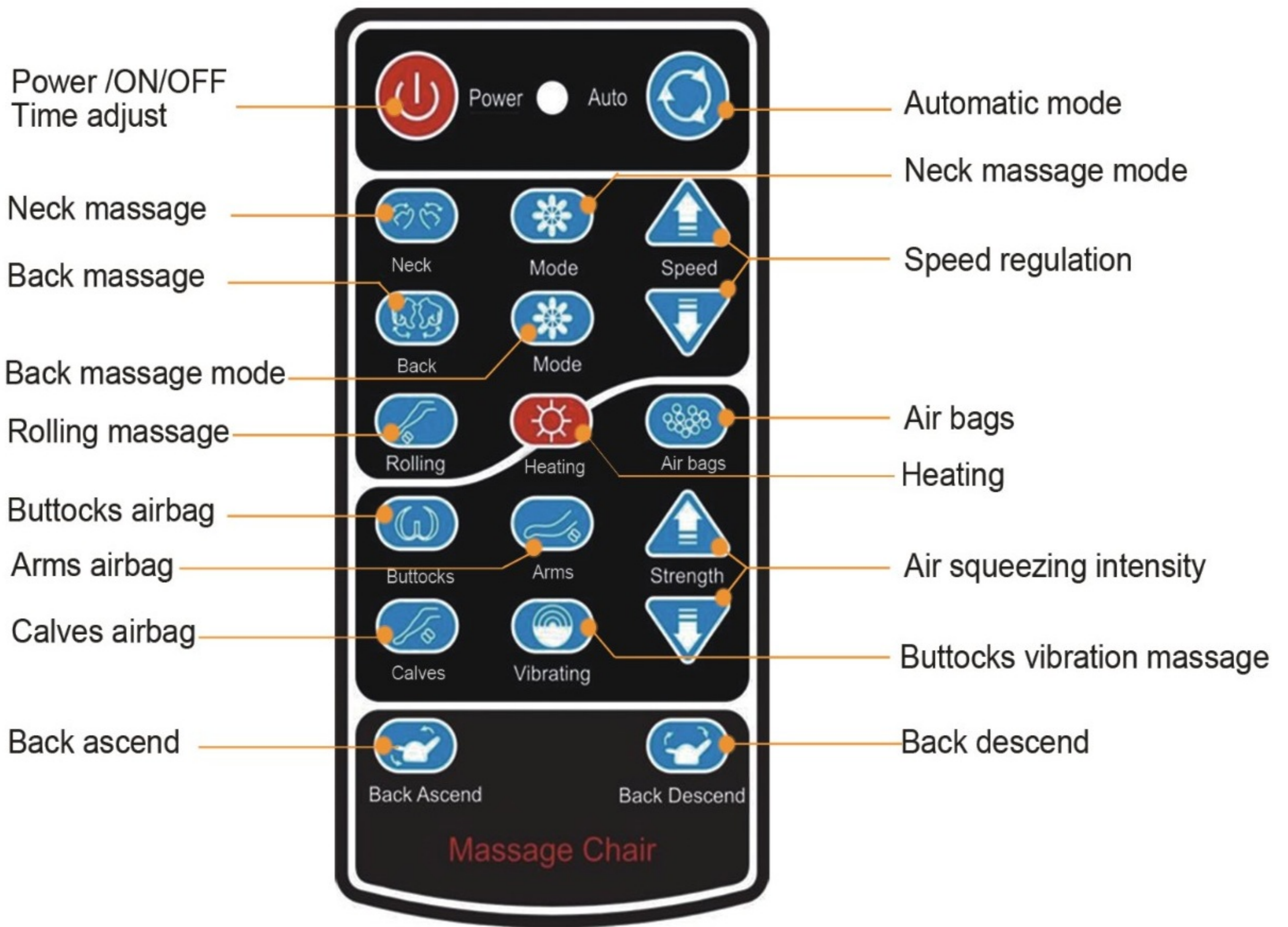
# Product structure













## Product parameters

Product Name:	massage chair
Product power:	120W
Input Voltage:	100-240V
Frequency:	50-60Hz
Working hours:	15min








# Remote control operation instructions



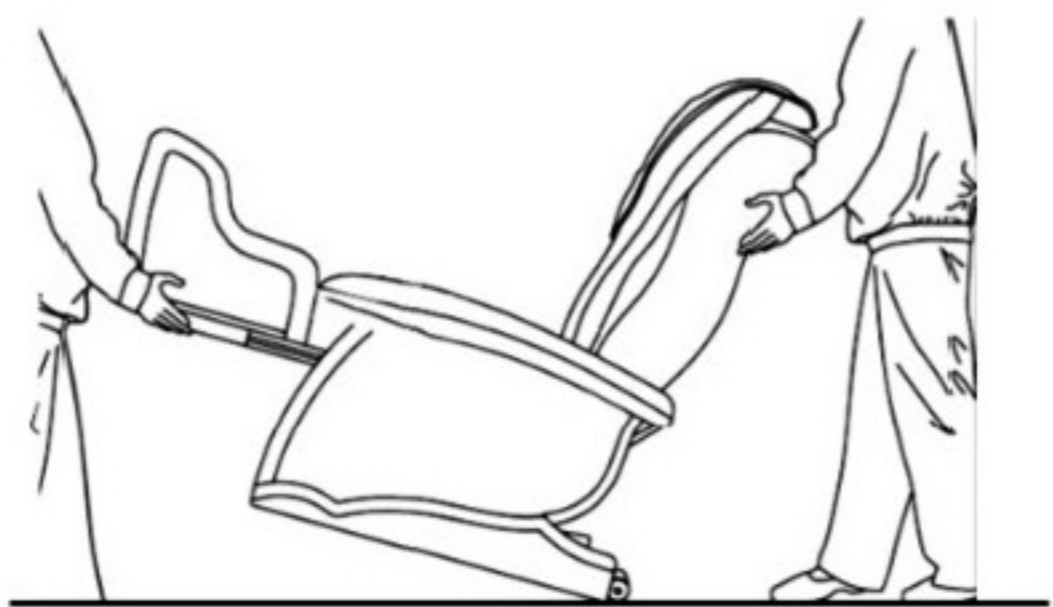
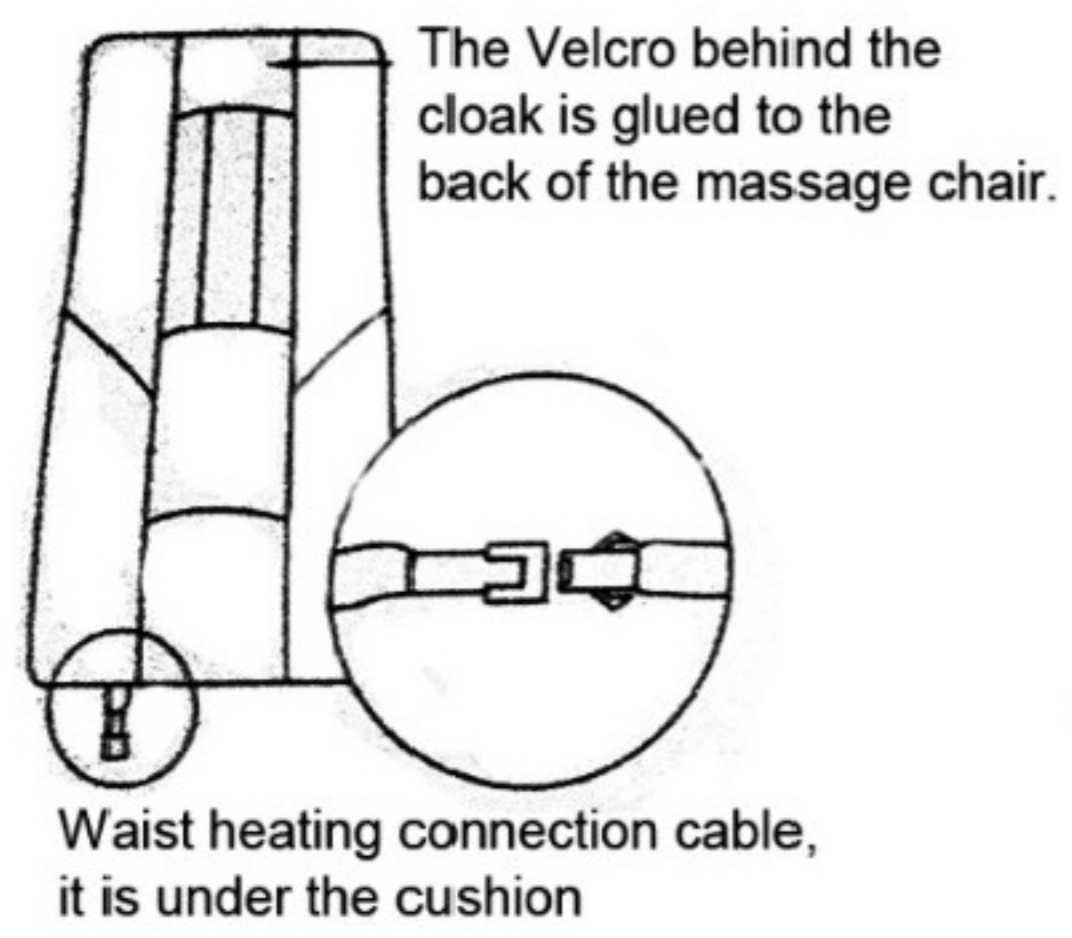
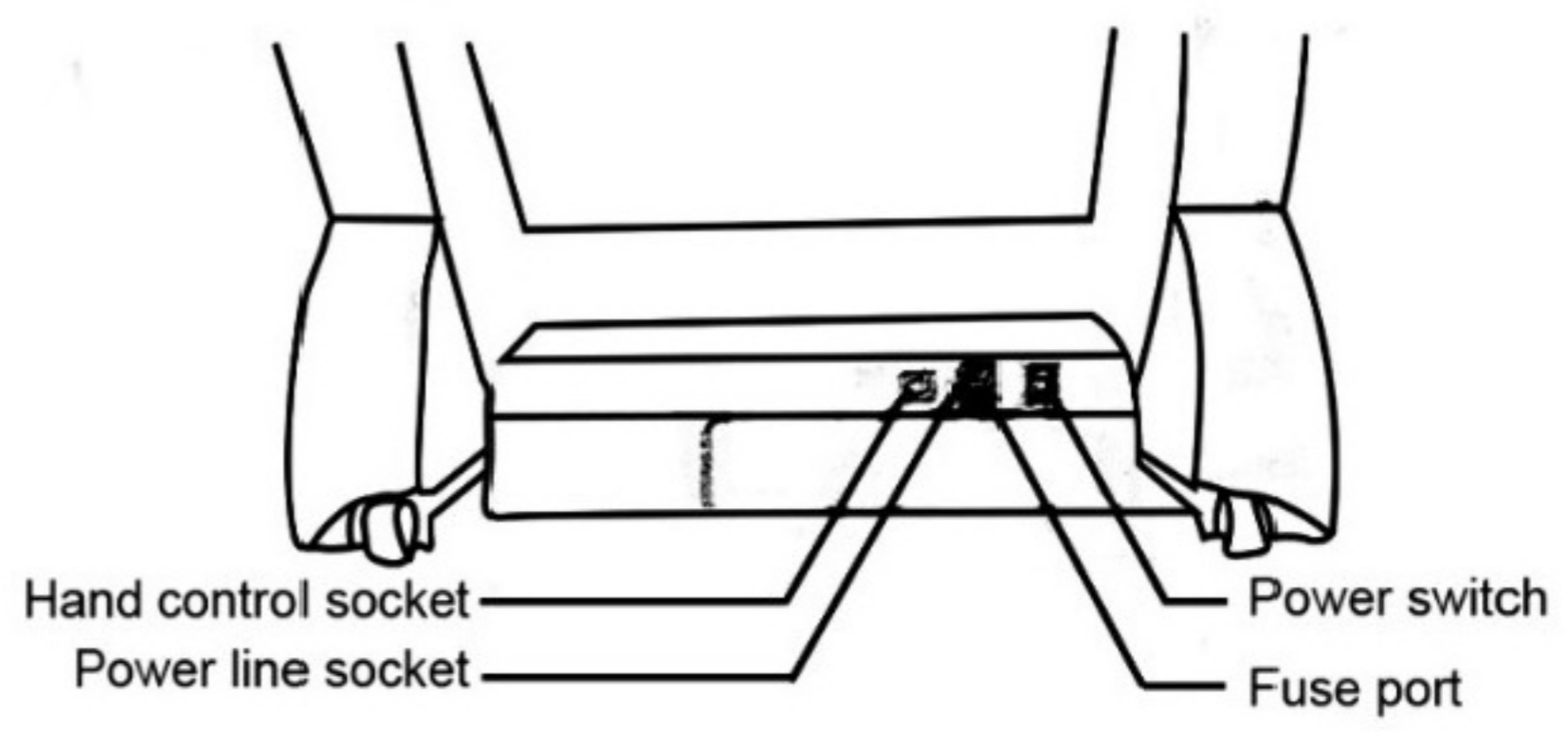
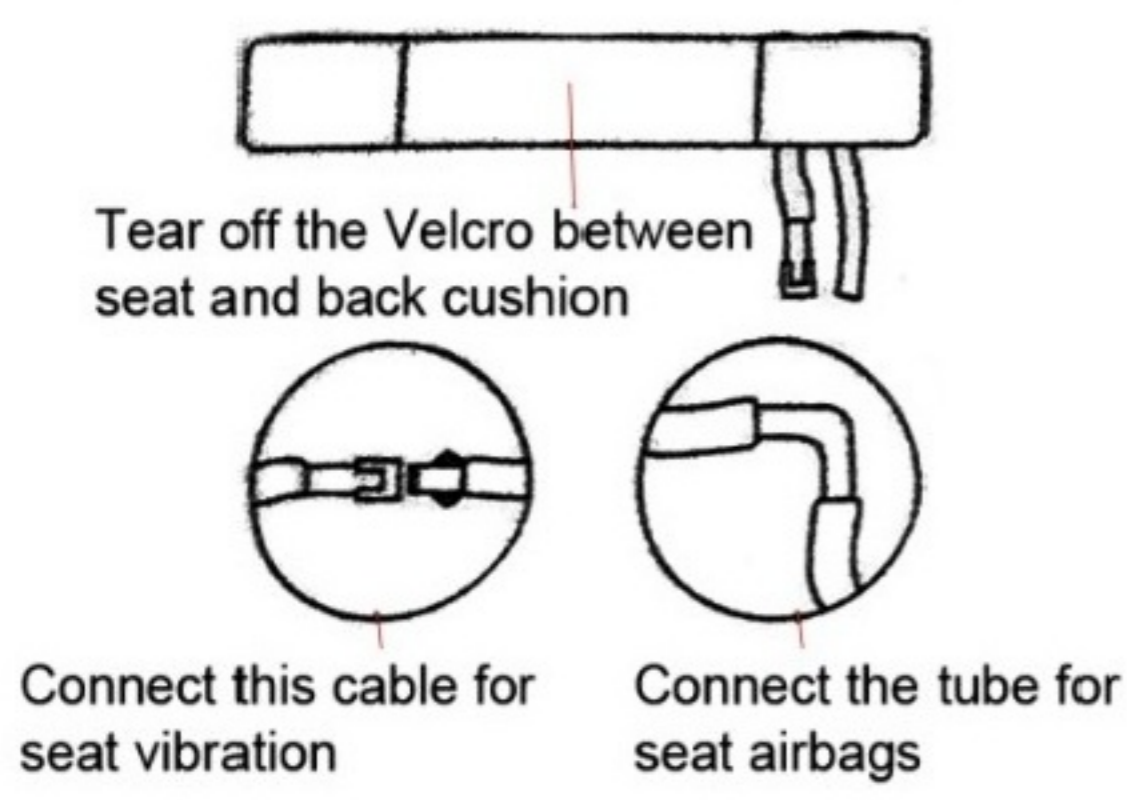
## Instructions for the operation of the massage procedure

-  **Power key: power switch / circularly press for time adjustment / long press to power off**  
Power switch: press to enter automatic massage mode. The default working time is 15 minutes. Long press to power off the machine.  
Time adjustment: circularly press to adjust the massage time, from 5 to 30 minutes, each step 5 minutes.
-  **Automatic mode**  
Press to switch between automatic and manual modes.
-  **Neck massage**  
In manual mode, press to enter neck massage.
-  **Neck massage mode**  
In manual mode, press to switch neck massage modes.
-  **Back massage**  
In manual mode, press to enter back massage.
-  **Back massage mode**  
In manual mode, press to switch back massage modes.
-  **Speed regulation**  
In manual mode, press up and down key to adjust the massage speed.
-  **Rolling massage**  
In manual mode, press to open/close rolling massage.
-  **Heating key**  
Press to open/close heating function (on waist).
-  **Airbags key**  
In manual mode, press to open / close whole body airbags massage.



-  **Buttocks airbag**  
In manual mode, press to open / close buttocks air squeezing massage.
-  **Arms airbag**  
In manual mode, press to open / close arm air squeezing massage.
-  **Calves airbag**  
In manual mode, press to open / close calf air squeezing massage.
-  **Vibrating**  
In manual mode, press to open / close buttocks vibrating massage.
-  **Air pressure Intensity**  
in manual mode, press up and down to adjust the air pressure intensity.
-  **Back ascend / descent**  
 Long press to adjust the back height of the chair.

## Installation steps / methods



1. Installed casters are used to moving the chair.
2. Ascend the backrest to highest position.
3. Turn off power and detach the power plug.
4. Lift the front of the chair to move the chair to a desired place.

- Be careful**
- ① Please check and confirm if the power cord has been pressed under the massage chair.
  - ② Whether the line is connected well
  - ③ Before inserting the plug, make sure that all the operation buttons, including the power switch, are turned off.

## Daily maintenance and troubleshooting

- 1、 Daily cleaning, please use neutral detergent and soft cloth wipe, do not use corrosive detergent.
- 2、 If the power cord is damaged, there must be a manufacturer's replacement for the maintenance shop to avoid danger.
- 3、 When you are not using this product or cleaning, please remove the power source to avoid danger.
- 4、 Do not use any sharp items to cut the surface of the product.
- 5、 Do not put products in damp environment, should be placed in dry and ventilated place.
- 6、 Do not force the product vigorously .

Failure phenomenon	Possible cause	processing method
Sound (running sound) <ul style="list-style-type: none"> <li>●The inflatable sound of the air bag</li> <li>●The bleed sound of the air bag</li> <li>●Switching sound of solenoid valve</li> <li>●Working sound of air pump</li> </ul>	<ul style="list-style-type: none"> <li>●When the product works</li> <li>●The sound of a mechanical operation</li> </ul>	<ul style="list-style-type: none"> <li>●The sound is normal.</li> <li>●There is no need to deal with it.</li> </ul>
The whole machine is completely out of work	The power plug is not inserted into the socket	Check the power plug and socket, ensure that the plug is in good contact with the socket, press the massage button.
<ul style="list-style-type: none"> <li>●The massage was stopped in the course of a sudden stop</li> </ul>	<ul style="list-style-type: none"> <li>●This product has just completed 15 minutes of rated working time and automatically switched to standby mode.</li> </ul>	<ul style="list-style-type: none"> <li>●If you want to massage once again, please press the key to open, open massage function</li> </ul>
	Overheating protection of motor over rated use time	Shut down, cut off the power supply to motor cooling after use



## Thank you for your purchase of our massager

This massage chair adopts the ergonomics design to realize the multi parts massage on the back, the waist, the hip, the leg, the arm and so on. It is a luxury massage chair with many kinds of massage, warm, vibration , air bag squeezing, kneading, rolling etc.

Please read this manual carefully before using it, and pay special attention to safety precautions to ensure proper operation and use of this product. Keep the user's handbook in good order for future enquiry.

The company reserves the right to improve the products and instructions. If the alteration is not subject to notice, the appearance of the product shall be in accordance with material object.

This book is carefully checked, but it is not ruled out that there may be misunderstandings or misunderstandings in the printed matter. Please understand that our company reserves the right of interpretation.



Improper disposal of waste will cause pollution to the environment